



2009-2010 GMT Quarterly Report for District (or Undistricted) **District 105BS**

GMT: HOWARD PATRICK LEE

Location: ENGLAND

GMT CA: 4

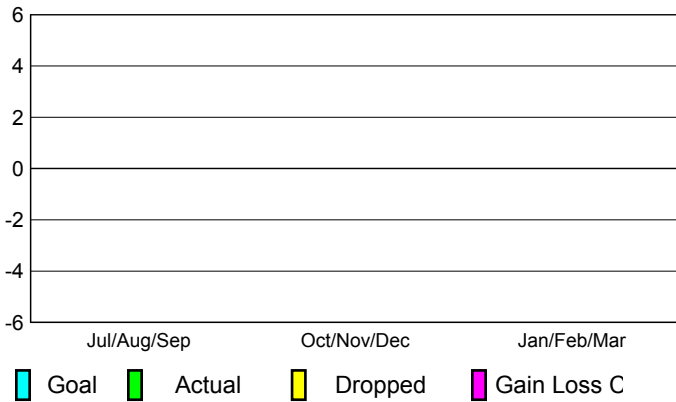
CLUBS

Club Results 2009-2010	Clubs 2008-2009
-----------------------------------	----------------------------

Month	New Club Goal	Actual New Clubs	Actual Dropped Clubs	Gain/Loss of Clubs	Gain/Loss of Clubs
Jul/Aug/Sep	0	0	0	0	0
Oct/Nov/Dec	0	0	0	0	0
Jan/Feb/Mar	0	0	0	0	0
Totals	0	0	0	0	0


Club Results 2009-2010

Goal, New, Dropped, Gain/Loss




Comparison of Club Gain/Loss

Current Year Compared to the Previous Year



YTD Status Quo Clubs 2009-2010

Status Quo Clubs Compared to Status Quo Members



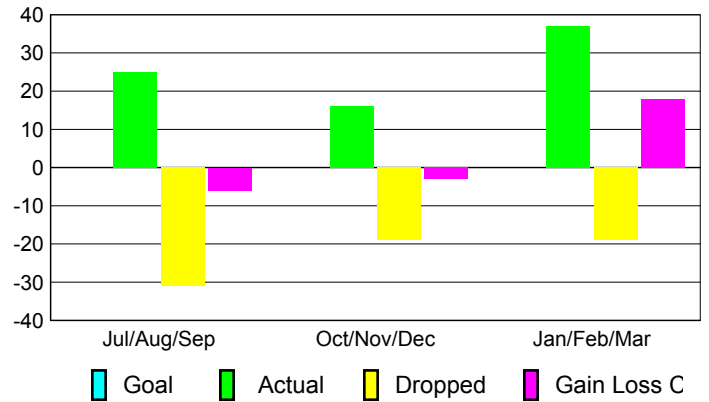
MEMBERSHIP

Membership Results 2009-2010	Membership 2008-2009
---	---------------------------------

Month	Net Memb Goal	Actual New Memb	Actual Dropped Memb	Gain/Loss of Memb	Gain/Loss of Memb
Jul/Aug/Sep	0	25	-31	-6	4
Oct/Nov/Dec	0	16	-19	-3	-10
Jan/Feb/Mar	0	37	-19	18	-16
Totals	0	78	-69	9	-22

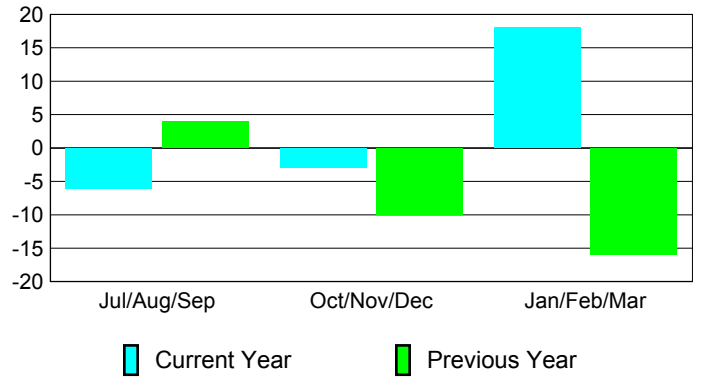
Membership Results 2009-2010

Goal, New, Dropped, Gain/Loss

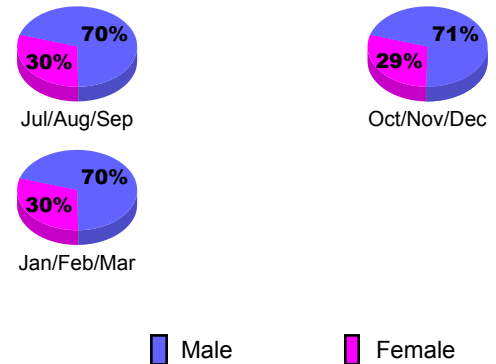


Comparison of Membership Gain/Loss

Current Year Compared to the Previous Year



Gender Comparison 2009-2010





2009-2010 GMT Quarterly Report for District (or Undistricted) **District 105BS WALES**

GMT: **HOWARD PATRICK LEE**

Location: **WALES**

GMT CA: **4**

CLUBS

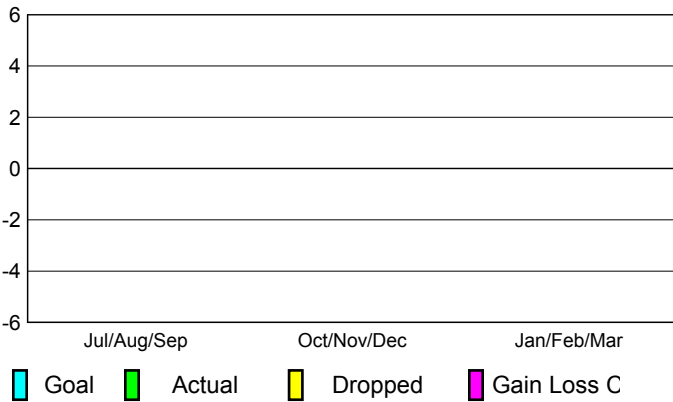
Club Results 2009-2010

Clubs 2008-2009

Month	New Club Goal	Actual New Clubs	Actual Dropped Clubs	Gain/Loss of Clubs	Gain/Loss of Clubs
Jul/Aug/Sep	0	0	0	0	0
Oct/Nov/Dec	0	0	0	0	0
Jan/Feb/Mar	0	0	0	0	-1
Totals	0	0	0	0	-1


Club Results 2009-2010

Goal, New, Dropped, Gain/Loss




Comparison of Club Gain/Loss

Current Year Compared to the Previous Year



YTD Status Quo Clubs 2009-2010

Status Quo Clubs Compared to Status Quo Members



MEMBERSHIP

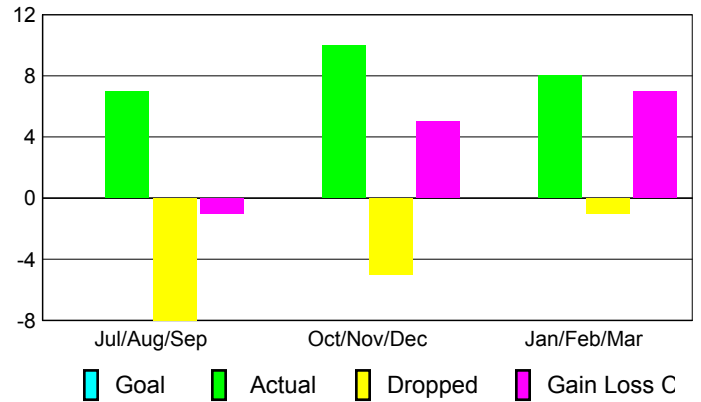
Membership Results 2009-2010

Membership 2008-2009

Month	Net Memb Goal	Actual New Memb	Actual Dropped Memb	Gain/Loss of Memb	Gain/Loss of Memb
Jul/Aug/Sep	0	7	-8	-1	5
Oct/Nov/Dec	0	10	-5	5	-8
Jan/Feb/Mar	0	8	-1	7	-8
Totals	0	25	-14	11	-11

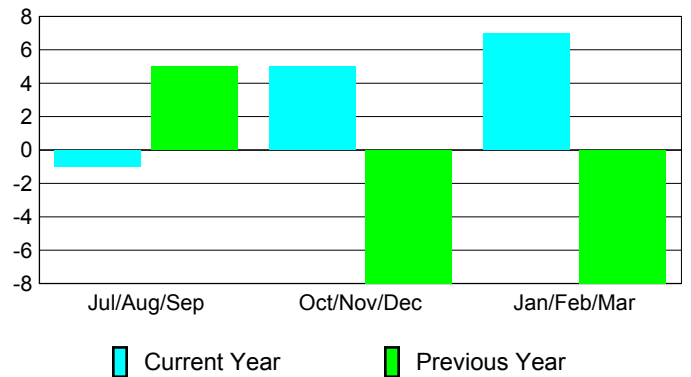
Membership Results 2009-2010

Goal, New, Dropped, Gain/Loss



Comparison of Membership Gain/Loss

Current Year Compared to the Previous Year



Gender Comparison 2009-2010

